

Low Frequency Power Inverter/Charger

PV3000 LMPK Series (1KW-6KW)



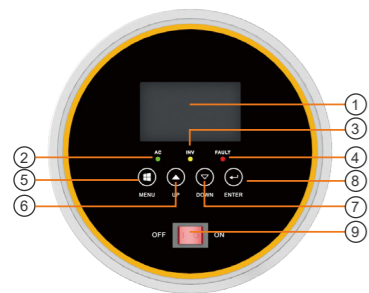
Features

- Pure sine wave output
- Friendly user interface
- 3 Steps charging
- MFD (multi-function display)
- Overload and short-circuit protection
- Set charging voltage/charging current.
- Battery low voltage shutdown point can be set to 10/10.5/11V
- Power-save mode
- Set utility priority/ Battery priority
- Set utility input wide/narrow range
- Inverter voltage can be set to 120V:110V/115V/120V 220V:220V/230V/240V
- Inverter frequency can be set to 50/60Hz
- Set utility charging on/off switch
- 80A MPPT charger

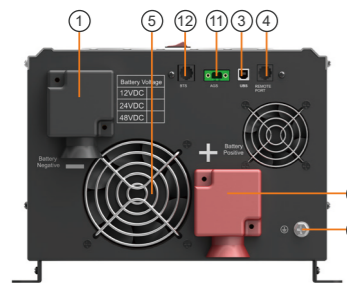
Introduction

PV3000 LVHM series is very economical pure sine wave inverter, AC charger inbuilt, from 20A to 60A; Solar/AC priority is configurable, when setting solar priority, solar will charge batteries as first priority, and AC can also charge batteries when solar charger current too lower, in this way system charge is optimized best. it enables inverter to operate with all kinds of home appliances.

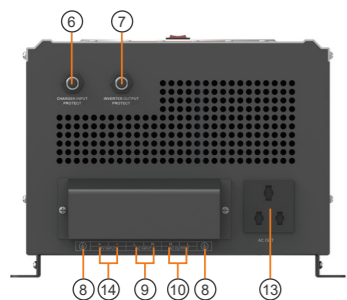
Back panel printing description



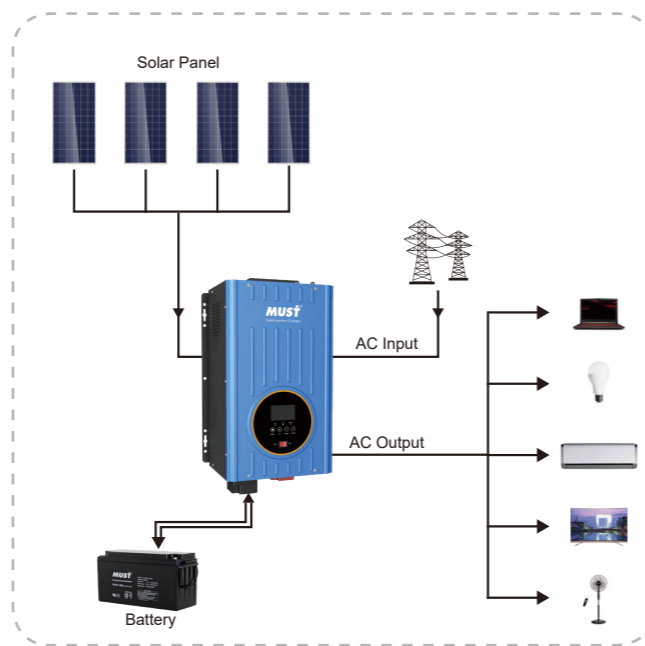
1. LCD display
2. AC LED
3. INV LED
4. Fault
5. Menu
6. UP
7. Down
8. Enter
9. Switch ON/OFF



1. BAT -
2. BAT +
3. USB
4. Remote port
5. FAN
6. Charger input protect
7. Inverter output protect
8. GND
9. AC input
10. AC output
11. AGS
12. BTS
13. AC Output 10A(MAX)
14. PV input



Solar system connection



Specification

MODEL		PV30-1KW LMPK		PV30-1.5KW LMPK		PV30-2KW LMPK		PV30-3KW LMPK		PV30-4KW LMPK		PV30-5KW LMPK		PV30-6KW LMPK		
Nominal Battery System Voltage		12VDC	24VDC	12VDC	24VDC	12VDC	24VDC	24VDC	48VDC	24VDC	48VDC	48VDC	48VDC	48VDC	48VDC	
INVERTER OUTPUT	Rated Power	1 KW		1.5 KW		2 KW		3 KW		4 KW		5 KW		6 KW		
	Surge Rating(20ms)	3 KW		4.5 KW		6 KW		9 KW		12 KW		15 KW		18 KW		
	Capable Of Starting Electric Motor	1HP		1HP		1HP		2HP		2HP		3HP		3HP		
	Waveform	Pure sine wave \ same as input (bypass mode)														
	Nominal Output Voltage RMS	110V \ 115V \ 120VAC(±10% RMS)														
	Output Frequency	50Hz \ 60Hz ±0.3Hz														
	Inverter Efficiency (Peak)	>88%														
	Line Mode Efficiency	>95%														
	Power Factor	1.0														
	Typical Transfer Time	10ms(max)														
AC INPUT	Voltage	230VAC														
	Selectable Voltage Range	95~135VAC (For personal computers)														
	Frequency Range	50Hz \ 60Hz(Auto sensing) 40~80Hz														
BATTERY	Minimum Start Voltage	10.5VDC \ 11VDC for 12VDC mode(*2 for 24VDC, *4 for 48VDC)														
	Low Battery Alarm	11VDC ±0.3V for 12VDC mode(*2 for 24VDC, *4 for 48VDC)														
	Low Battery Cut Off	10.5VDC ±0.3V for 12VDC mode(*2 for 24VDC, *4 for 48VDC)														
	High Voltage Alarm	16.0VDC ±0.3V for 12VDC mode(*2 for 24VDC, *4 for 48VDC)														
	High Battery Voltage Recover	15.5VDC ±0.3V for 12VDC mode														
	Idle Consumption-Search Mode	<25W when power saver on														
CHARGER	Output Voltage	Depends on battery type														
	Charge AC Input Breaker Rating	120V	1K\12A	1.5K\16A	2K\30A	3K\40A	4-6K\INC									
		230V	1-1.5K\10A			2-3K\30A			4-6K\40A							
	Overcharge Protection S.D.	15.7VDC for 12VDC mode (*2 for 24VDC mode, *4 for 48VDC mode)														
	Maximum Charge Current	30A	20A	45A	25A	60A	30A	40A	20A	60A	30A	35A	40A			
BYPASS & PROTECTION	Input Voltage Waveform	Sine wave (grid or generator)														
	Nominal Input Frequency	50Hz or 60Hz														
	Overload Protection (SMPS Load)	Circuit breaker														
	Output Short Circuit Protection	Circuit breaker														
	Bypass Breaker Rating	230V	1-3K\30A						4-6K\40A							
		120V	1K\16A	1.5K\20A	2K\30A	3K\40A	4-6K\63A									
Max Bypass Current	30Amp															
SOLAR CHARGER	Maximum PV Array Power	1250W	2500W	1250W	2500W	1250W	2500W	2500W	5000W	2500W	5000W	5000W	5000W	5000W	5000W	
	Maximum PV Charge Current	80A±4A														
	DC Voltage	12V \ 24V auto work						24V \ 48V auto work								
	MPPT Range @ Operating Voltage	16~100VDC @ 12V/32~145VDC @ 24V														
	Maximum PV Array Open Circuit Voltage	145VDC														
	Standby Power Consumption	<2W														
MECHANICAL SPECIFICATIONS	Mounting	Wall Mount														
	Dimensions (W*H*D)	423*247*197mm						597*247*197mm								
	Net Weight (Solar CHG)(kg)	17.2	17.7	21.8	20.7	25.2	25.5	38.9	36.5	45.7	45.9					
	Shipping Dimensions (W*H*D)	585*387*322mm						758*387*322mm								
	Shipping Weight (Solar CHG)(kg)	20	20.7	24.8	23.5	28.2	28.2	43	40.7	50	50					
OTHER	Operation Temperature Range	0°C to 40°C														
	Storage Temperature	-15°C to 60°C														
	Audible Noise	60dB MAX														
	Display	LED+LCD														
	Standard Warranty	1 year														